LABORSTAT

Swiss based Trafag is a leading international supplier of high quality sensors and monitoring instruments for measurement of pressure and temperature.

Applications

- Machine tools

Features

- Without housing
- Short response time
- Electrical connection on terminal screw

12/2025
Data sheet H72122t
Subject to change

Technical Data			
Designation of application	Remote sensing thermostat, skeleton type	Switching differential	Adjustable / not adjustable
Measuring range	-30°C ... +40°C to +70°C ... +350°C	Repeatability	± 0.5 % FS typ.
Output signal	Floating change-over contact		

Trafag Controls India Pvt. Ltd
Haryana-India

Plot no-248, Sector-7
IMT Manesar
Gurgaon-122050

+91 124 4044720
www.trafag.com

trafag controls india pvt ltd

Ordering information/type code

		XXX	XX	XX	XXX	XX	XXXXXXXXX	XX	XX
Custom build code	Front panel mounting, screw terminal	736							
	Screw terminal	754							
Microswitch	Small switching differential, not adjustable		10						
	Average switching differential, not adjustable		11						
	With gold plated contacts, switching differential not adjustable		21						
	Adjustable standard switching differential		25						

Range

Range [°C]	Sensor max. [°C]		Range [°C]	Sensor max. [°C]	
-30 ... +40	45	01	+20 ... +150	165	31
-10 ... +80	85	95	+20 ... +230	250	24
0 ... +35	70	09	+40 ... +300	330	53
+5 ... +95	105	20	+70 ... +350	380	54
+20 ... +110	115	23			

Sensor [1]	See table "Ordering-no. for sensors"				XXX		
Fixing [2]	Nut M10 (for remote sensing version) [4]					10	
	Angle bracket (for remote sensing version) [4]					17	
	Bracket (for remote sensing version) [4]					27	
	Grubscrew locked, lateral (direct mounting version) [4] [5]					12	
	Cap nut (for direct mounting version) [4] [5]					14	
	Grubscrew locked with spacer (cooling element) (for direct mounting version) [4]					18	
	Standard directly mounted on protection tube, only for type 736					00	
Protection tube	See data sheet www.trafag.com/H72114 and www.trafag.com/H72163						XXXX.XXXX

Accessories

Switchpoint locking [4]	15
Switchpoint fixed and sealed upon customer's request [4]	88
Switchpoint preset upon customer's request, no guarantee on switching accuracy [4]	83
Switchpoint adjustment please indicate when ordering: - Switchpoint [°C] - Increasing or decreasing	
Capacitor over Pin 1-4	13
Railway version IEC 61373, category 2	28
Capillary tube protection: Flexible metal tube, brass nickel-plated [6]	90
Capillary tube protection: Flexible metal tube 1.4301 (AISI 304)	91
Capillary tube protection: PVC tube	92

Capillary tube length

Capillary tube length up to 5000 mm (no specification required for direct mounting on protection tube) **L=XXXX** [3]

[1] See data sheet www.trafag.com/H72114 and www.trafag.com/H72163
[2] See data sheet www.trafag.com/H72106
[3] Overlengths upon request
[4] Only for type 754
[5] Media max. 150°C in continuous operation
[6] Do not use for new designs. Will be phased out in 2026.

Ordering no. for sensors

		Sensor material	
Range	Sensor-Ø	Stainless steel	Copper
01, 09	7.0 mm 9.0 mm	421 –	422 432
95, 20, 23	7.0 mm 9.0 mm	321 –	322 332
31	7.0 mm 9.0 mm	121 –	122 132
24, 53, 54	7.0 mm 9.0 mm	021 –	022 032

Standard products (extra short lead time)

Product No.	Type Code	Sensor material	Temperature range [°C]	Switching differential [°C]	Sensor max. [°C]
L35	754 2509 422 10	Copper	0 ... +35	0.7 ... 10 (adjustable)	60
L40	754 2501 422 10	Copper	-30 ... +40	0.7 ... 10 (adjustable)	45
L95	754 2520 322 10	Copper	+5 ... +95	2 ... 12 (adjustable)	105
L150	754 2531 122 10	Copper	+20 ... +150	7.5 ... 48 (adjustable)	165
L230S	754 2524 021 10	1.4435 (AISI316L)	+20 ... +230	7.5 ... 90 (adjustable)	250
L350S	754 2554 021 10	1.4435 (AISI316L)	+70 ... +350	12 ... 120 (adjustable)	380

Dimensions

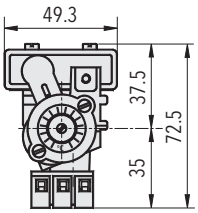

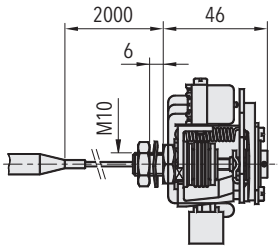

754.XXXX.XXX.XX...

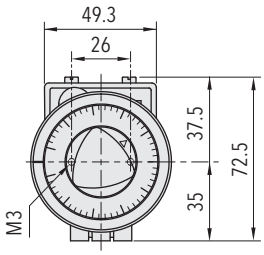

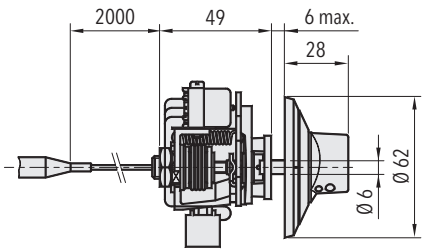

736.XXXX.XXX.XX...

Specifications		
Accuracy	Repeatability	± 0.5 % FS typ.
	Scale accuracy typ.	± 2 % FS typ.
	Switching differential	See table
	Switching point	Temperature compensated with bimetal switch lever
Environmental conditions	Ambient temperature	Range ≤ +45°C: -30°C ... +50°C Range +45°C ... +250°C: -30°C ... +70°C Range > + 250°C: -10°C ... +70°C (Important: Temperature at sensor may not exceed maximum sensor temperature)
	Storage temperature	-20°C ... +40°C
	Protection	IP00
	Humidity	Max. 95 % relative
Mechanical data	Sensor housing	See ordering information
	Filling	Liquid
Microswitch	Rating	See table
	Resistance of insulation	> 2 MΩ
	Dielectric strength	U ≤ 250V: 1.45 kV U ≤ 500V: 2 kV terminal ground
	Life time (mechanical)	Microswitch 10/11/25: 20 Mio. cycles Microswitch 21: 0.5 Mio. cycles
Electrical connection	Terminal screw	3 x 1 ... 2.5 mm²

Additional information		
Documents	Data sheet	www.trafag.com/H72122
	Instructions	www.trafag.com/H70211

Switching differential typ.						
Measuring range	**[°C]**	-30 ... +40 0 ... +35	-10 ... +80 +5 ... +95 +20 ... +110	+20 ... +150	+20 ... +230	+40 ... +300 +70 ... +350
Microswitch 10: Switching differential not adjustable	**[°C]**	0.3	0.8	2.5	4	7
Microswitch 11/21: Switching differential not adjustable	**[°C]**	0.7	2	8.5	8.5	12
Microswitch 25: Switching differential adjustable	**[°C]**	0.7 ... 10	2 ... 12	7.5 ... 48	7.5 ... 90	12 ... 120

Electrical data switch			
		Rating Resistive Load (Inductive Load)	
Type	**Features**	**AC**	**DC**
10	Small switching differential, not adjustable	125 V, 10 (1.5) A 250 V, 10 (1.25) A	250 V, 0.2 (0.02) A 125 V, 0.4 (0.03) A 30 V, 2 (1) A 14 V, 15 (2.5) A
11	Average switching differential, not adjustable	125 V, 15 (1.5) A 250 V, 15 (1.25) A 500 V, 10 (0.75) A	250 V, 0.25(0.03) A 125 V, 0.5(0.05) A 30 V, 6 (1.5) A 14 V, 15 (1.5) A
21	Gold plated contacts, not adjustable	24 V, 0.1(0.1)A 12 V, 1 (1) A 5 V, 2 (2) A	24 V, 0.1(0.1)A 12 V, 1 (1) A 5 V, 2 (2) A
25	Adjustable standard switching differential	125 V, 15 (1.5) A 250 V, 15 (1.25) A 500 V, 10 (0.75) A	250 V, 0.25(0.03) A 125 V, 0.5(0.05) A 30 V, 6 (1.5) A 14 V, 15 (2.5) A

Electrical connection

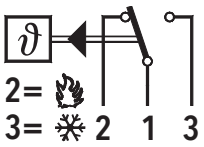

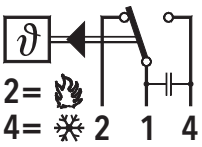

With accessory **13**