

Terminology for pressure measurement instruments

Relevant standards

DIN 16086, IEC 61298-2

Instrument types

Pressure sensors

Membranes with elements applied whose physical properties change when the membranes deform (strain gauges with changing resistance, for example).

Pressure transmitters

Transmitters for converting the pressure to be measured into a defined or standardised analogue and/or digital output signal.

Pressure transducers

Pressure sensors that have a process connection and electrical connection (e.g. connector) but do not convert pressure into a standardised electrical signal like a pressure transmitter.

Types of pressure measurement

Differential pressure measurement

The measurement of differential pressure of two different pressures. The measuring instrument has two pressure connections.

Absolute pressure measurement

The measuring result is always the deviation to the absolute zero (vacuum).

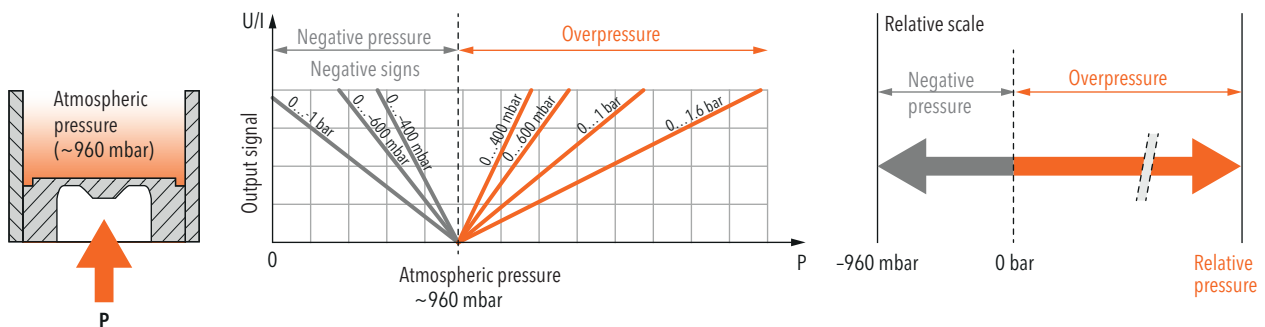
e.g. 4 mA = 0 bar (= vacuum); zero point (ZP): 0 bar

Relative pressure measurement DIN 16086: overpressure

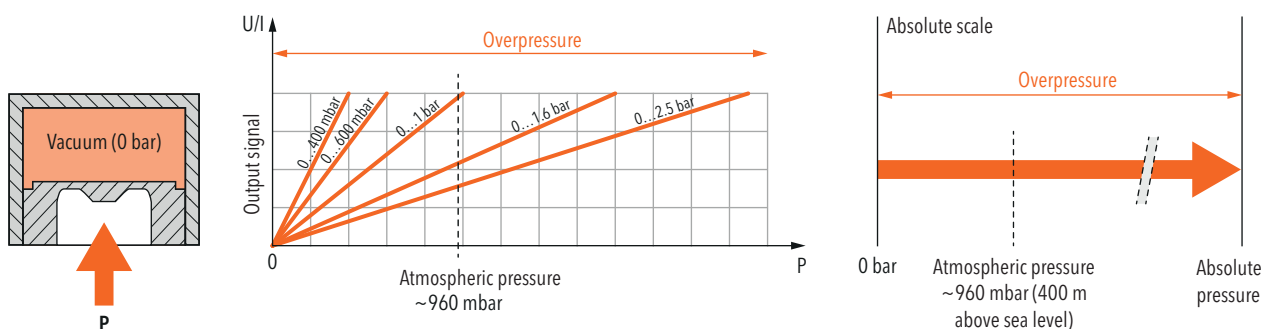
The measuring result is always the deviation to the current, absolute atmospheric pressure.

e.g. 4 mA = 960 mbar (= atmospheric pressure); zero point (ZP): 0 bar

Relative pressure measurement



Absolute pressure measurement



01/2015

Data sheet H72243b

Subject to change

Terminology for pressure measurement instruments

Main features

Nominal pressure measuring range

Range between the upper and lower limits of the size measured (operating pressure). The specified accuracy remains within this range.

Measuring span

Algebraic difference between the upper and lower limit values of a certain measuring range.

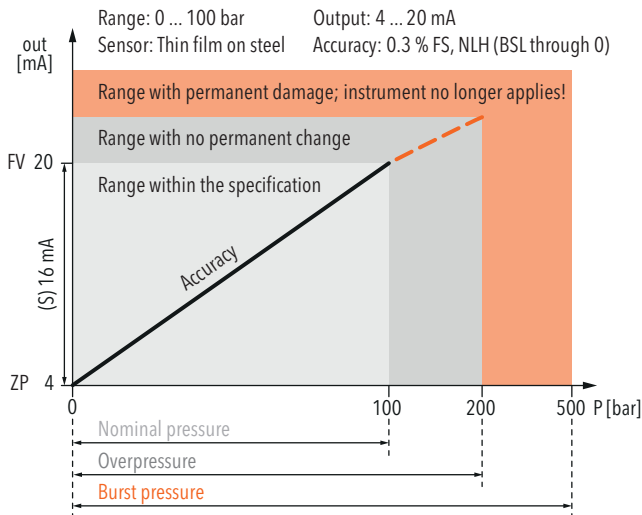
Overpressure max. working pressure

Highest pressure specified by manufacturer for which the pressure transformer is designed at maximum temperature. The pressure transformer can be loaded up to this pressure without the guaranteed metrological properties having changed after going back into the measuring range. However, there is no longer a clear link between pressure and output signal in the range between nominal pressure and overpressure.

Burst pressure

Pressure value (static) at which the measuring instrument suffers permanent damage. The instrument can withstand pressures up to this value without bursting and will not leak any measuring medium.

Example



Accuracy

Typical accuracy

(Typical) Mostly corresponds to the 1-sigma value of the normal distribution, i.e. approx. 68.3%. Generally, well over 75% of all Trafag instruments meet this typical measured value.

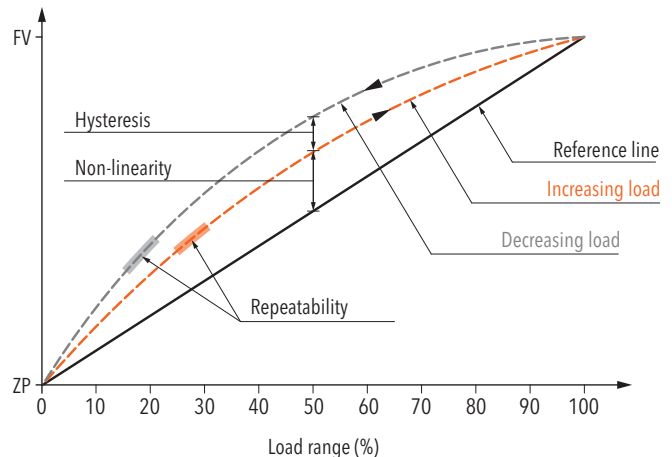
Max. accuracy

(maximum) 100% of all instruments meet this maximum measured value.

Non-linearity

The largest deviation from the effective characteristic line of an ideal reference line. The reference line can be defined as a limit point adjustment, a BSL or a BSL through 0.

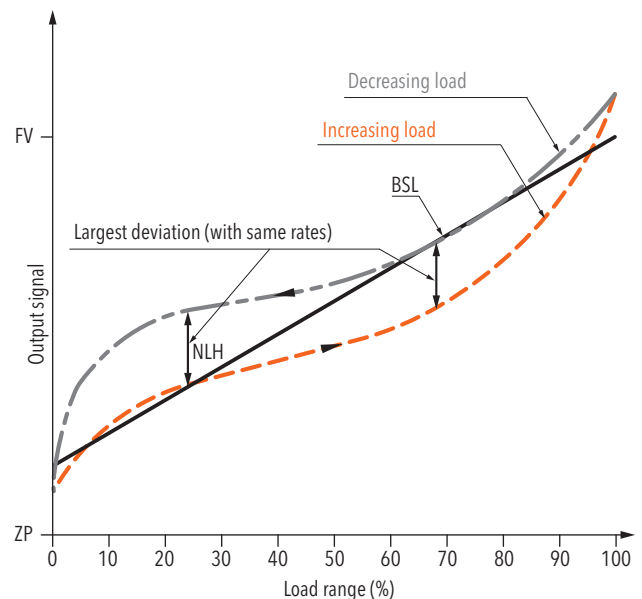
Specifications: Non-linearity, Hysteresis



BSL Best Straight Line

The reference line according to the BSL or the minimum value adjustment is placed in such a way that the maximum positive and negative deviations are as small as possible.

Specifications: Accuracy NLH (BSL)

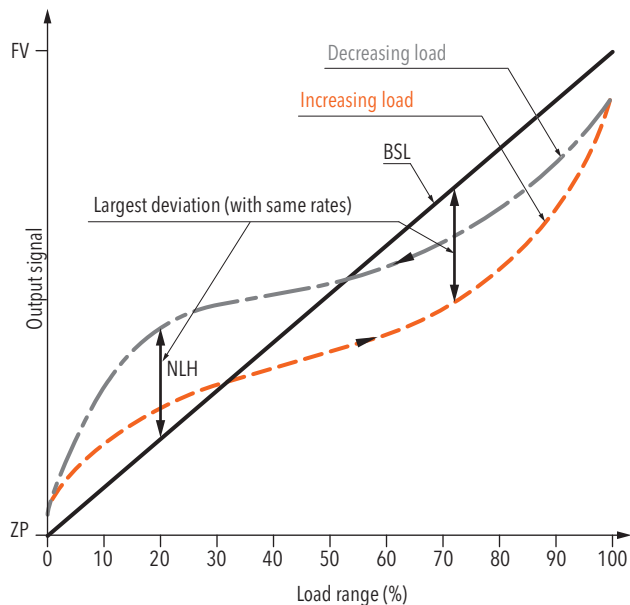


Terminology for pressure measurement instruments

BSL through zero

As an additional requirement for the minimum value adjustment, the BSL through zero (also BSL/0) must go straight through zero or the origin.

Specifications: Accuracy NLH (BSL through zero)



Non-linearity according to limit point adjustment

The reference line runs through the origin and end point of the characteristic line. Non-linearity indicates the greatest deviations from this line.

Hysteresis

Property of an instrument for yielding different output values in relation to its input values, which are dependent on the effective direction in which the input values are created (acc. to IEC 61298-2).

Pressure hysteresis

The difference that occurs at the same pressure between measurements in the direction of increasing and then decreasing pressure.

Temperature hysteresis

Maximum change of the zero point and output span for the pressure signal after specified temperature cycle over the operating temperature range.

NLH non-linearity and hysteresis

Largest deviation from the ideal characteristic line (BSL, BSL/0 or limit point). In pressure measuring instruments, the non-linearity and pressure hysteresis are given together at a constant temperature.

Accuracy DIN 16086: Measurement deviation

The accuracy denoted in the standard DIN 16086 with measurement deviation (at 25°C reference temperature) includes all deviations as a result of non-linearity, hysteresis, non-repeatability, zero point (start of measuring range) errors and span (end of measuring range) errors. Zero point errors and span errors also include the measuring uncertainty of the configuration ensemble.

Repeatability DIN 16086: Non-repeatability

Deviation of the output signals with same input signals under identical (established) application conditions.

Temperature coefficient TC

Change of measured value for zero point and span as a result of changes in temperature.

Long-term stability Long-term drift

The change of accuracy due to aging under certain reference conditions during a certain period of time, typically 1 year.

TEB Total error band

Total error (root from sum of the square of the deviations) due to measurement deviations (accuracy) and temperature influence (temperature coefficient TC). The temperature influence is usually given in the information from Trafag across a range larger than that given in the standard (-10 ... +60 °C). Whilst DIN 16086 also continues to add to the long-term stability over a year, the information from Trafag is subject to ex-works conditions for obvious reasons.

Scale accuracy

For pressostats: Deviation arising from the manual switch point adjustment with the help of the display (scale).

Electrical Data

Output

Electrical signal that emits the value of the measurement size for further processing.

Rise time Step response

The time it takes for an output signal after a severe pressure change to increase from 10% to 90% of its final value that results from the change in pressure.

Zero point ZP

Output signal in the pressureless state (P_{\min}), e.g. 4 mA at 0 bar (P_{\min})

Terminology for pressure measurement instruments

Final value FV

Output value of the largest pressure value in the nominal pressure range (P_{\max}), e.g. 20 mA at 100 bar (P_{\max}).

Span S

Final value (FV) – zero point (ZP) = span (S)
e.g. span (S) = (FV) 20 mA – (ZP) 4 mA = 16 mA

Switching differential Pressostats

Range within which the micro-switch in pressostats switches on and off.

E.g.

X...X = adjustable value

X – X = non-adjustable value; runs proportional to the nominal pressure

X = fixed value

Limiter Pressostats

Pressostat with manual micro-switch reset.

Environmental Conditions

Media temperature

Permissible temperature range of the measuring media.

Operating temperature Ambient temperature

Temperature range in which the measuring instrument adheres to its specifications. As the electronics in certain instruments are more sensitive to temperature than the sensor element, the maximum ambient temperature for the instrument is lower than the permissible media temperature.

Storage temperature

Temperature range in which the measuring instrument can be stored or transported without permanently changing the measuring characteristics.

Protection

Humidity and dust shield according to IP classes in accordance with EN 60529.

EMC Protection

EMC Electromagnetic compatibility

Instrument property for functioning in an environment with electromagnetic interference and for not unduly influencing this environment (to which other equipment also belongs).

Immision

Immunity to external electromagnetic disturbances.

Emission

Interference emission from electromagnetic disturbances.

Surge

Immunity to unipolar surge voltages that can occur due to surges as a result of switching operation and lighting.

Burst

Immunity to recurring, rapid, transient electrical disturbances.