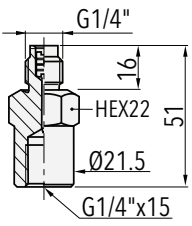
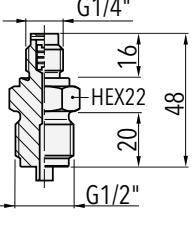
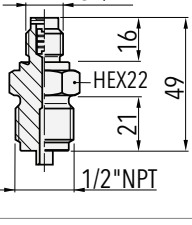
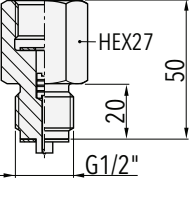


Snubber

The damping is done by a freely moveable needle. Snubbers are insensitive to dirt and need no maintenance. The damping effectiveness though is less in comparison to pressure peak damping elements.

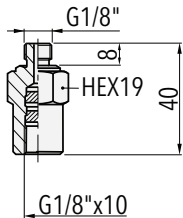
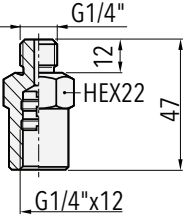


Dimensions	Connection thread	Material		Medium
		Brass	Stainless steel 1.4435	
 G1/4" male G1/4" female		F3	K3	Heavy oil
		F4	K4	Light crude
		F5	K5	Water / Air
 G1/4" male G1/2" female		F8	K8	Water / Air
 G1/4" male G1/2" NPT			S9	Water / Air
 G1/2" male G1/2" female		H2	S2	Light crude
			S3	Water / Air

Pressure peak damping element

Pressure peak damping elements are important for all applications where liquid hammers, pressure peaks may occur. These can create very short pressure peaks which exceed the max. permitted pressure. This happens often in applications with quick opening and closing of valves as well as toothed wheel pumps. Even at viscosities of >100cSt the response time of the transmitter will be lower than 5 ms.



Dimensions	Connection thread	Material		Medium
		Brass	Stainless steel 1.4435	
 <p>G1/8" male G1/8" female</p>		F2	K2	Water / Air
 <p>G1/4" male G1/4" female</p>		F1	K1	Light crude

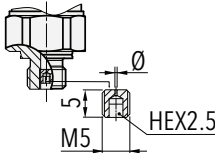
Hex-socket set screw

Material: 1.4404

Retrofit kit for pressure connections (e.g. G1/4" male) with integrated M5 internal thread.

Set with 5 pcs.




Dimensions	Diameter restriction	Ordering code	Description	Medium
	0.4 mm	44	DAMP0.4	Air / Water / Light crude
	1.0 mm	40	DAMP1.0	Heavy oil

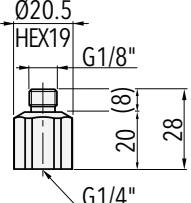
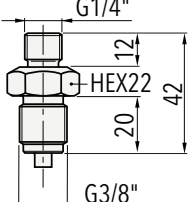
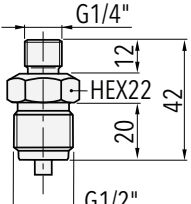
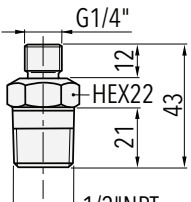
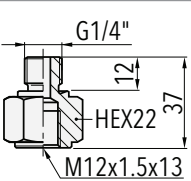
Accessories

for transmitter and pressure switches

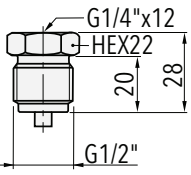
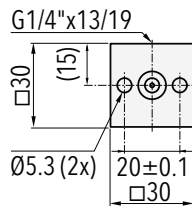
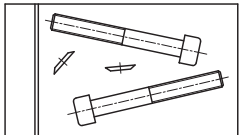
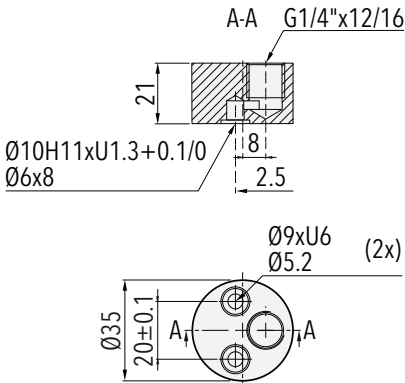
Adapters

Pressure adapters with different thread combinations and materials for individual applications.



Dimensions	Connection thread	Material	
		Brass	Stainless steel 1.4435
	G1/8" male G1/4" female	A5	
	G1/4" male G3/8" male	A1	D1
	G1/4" male G1/2" male	A2	D2
	G1/4" male G1/2" NPT male	L7	
	G1/4" male M12x1.5 female		P1


Adapters

Dimensions	Connection thread	Material	Ordering code
	G1/4" female G1/2" male		D4
	G1/4" female Flange connection 90°	Al anodized	V1
 <p>M5x40 ISO4762</p>	Fixing set M5x40	Stainless steel A4	V2
	Fixing set M5x40	Galvanised	V3
	G1/4" female Flange connection 180°	Al anodized	V5

for transmitter and pressure switches

Stop Valve V6/V7/V9

Because the Stop Valve closes automatically when an instrument is removed it allows instruments to be replaced easily without interrupting normal operation.

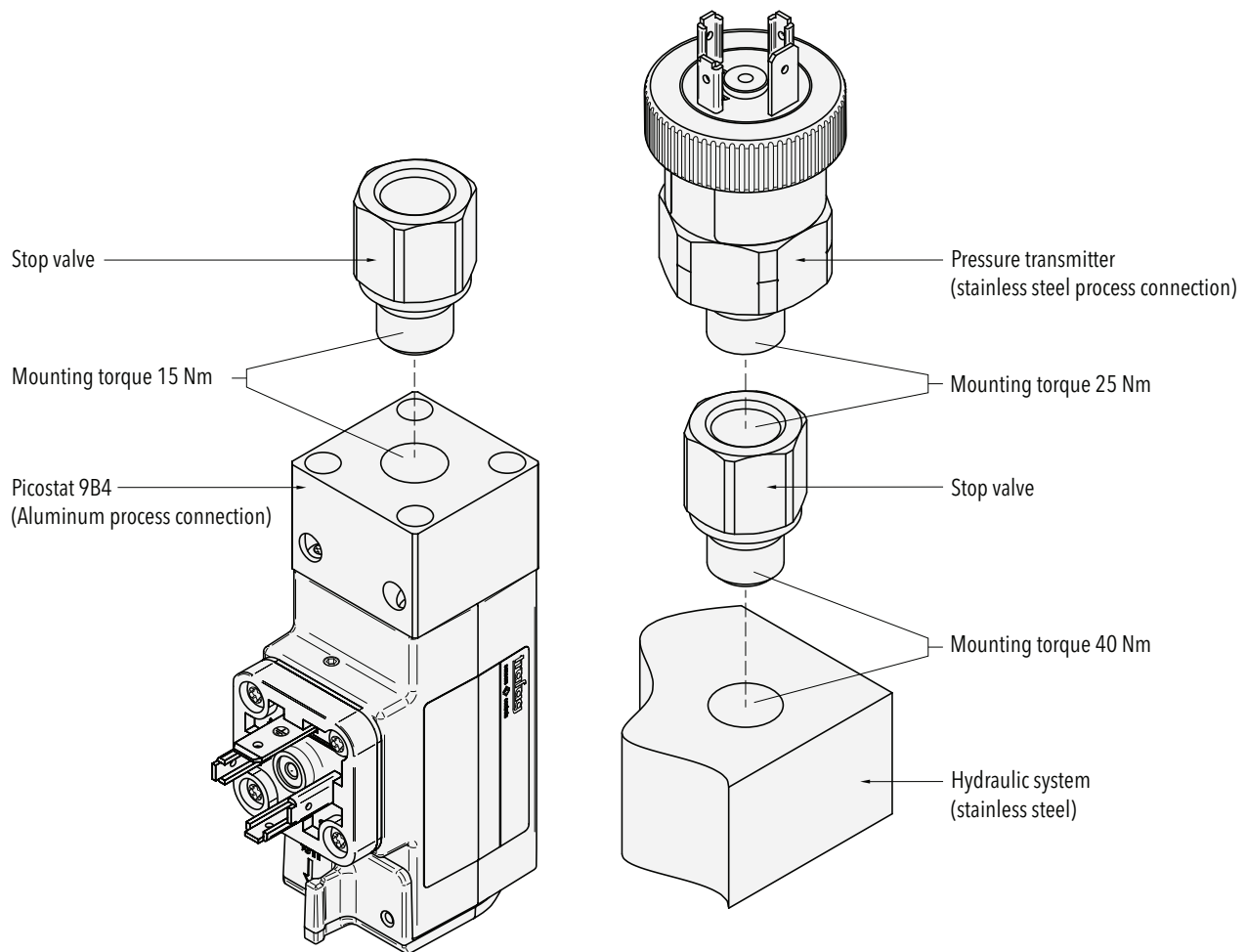


Dimensions	Connection thread	Ordering code	Specifications
<p>14 16.1 X Ø26.9 G1/2" Seal DIN3869 HEX27 G1/4" Ø29.5</p>	G1/4" female G1/2" male	V6	
<p>12 18.1 X Ø18.9 G1/4" O-Ring HEX19 G1/4" Ø21</p>	G1/4" female G1/4" male	V7	Working pressure max. 600 bar Burst pressure 1500 bar Operating temp. -25°C ... +125°C Material housing 1.4305 Material spring 1.4310 Material seal FKM
<p>14 16.1 X Ø25.9 M20x1.5 Seal DIN3869 HEX 27 G1/4" Ø29.5</p>	G1/4" female 20x1.5 male	V9	Media Water/air/light crude/heavy oil Valve tappet position X: closed 10.6 opened 12.0 block (maximum) 12.5
<p>12 18.1 9.7 R1/4" X G1/4" Ø21 HEX19</p>	G1/4" female R1/4" male	VA	

Accessories

for transmitter and pressure switches

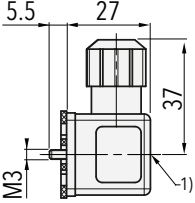
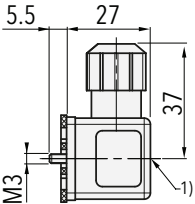
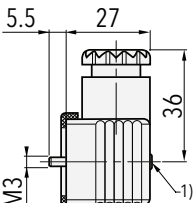
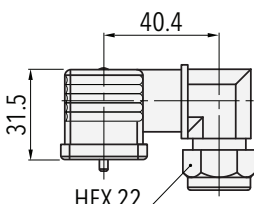
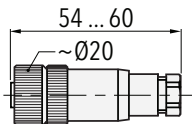
Installation of Stop valves



During the fitting or removing of an apparatus, the Stop Valve has to be held tight and the pressure has to be lowered to 40 bar. To avoid thread galling („cold welding“), a suitable lubrication is required.

Connection technology

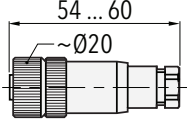
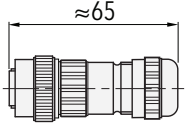
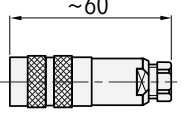
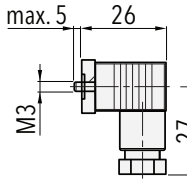
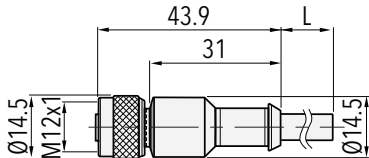
Electrical plugs and cables for individual connection to interfaces

Dimensions	Female electrical plug	Specification	Accessory code ¹⁾	Ordering code
	EN 175301-803-A (DIN43650-A)	Material connector: PA Material gasket: NBR Temperature range: -40°C ... +90°C Cable diameter: 4 ... 9 mm No of poles: 3 + earth Flammability standard: UL94-V0	46	E00891
	175301-803-A (DIN43650-A)	Material connector: PA Material gasket: Silicone Temperature range: -40°C ... +125°C Cable diameter: 4 ... 9 mm No of poles: 3 + earth Flammability standard: UL94-V0	56	E00849
	EN 175301-803-A (DIN43650-A)	Material connector: PA-66 Material gasket: NBR Temperature range: -40°C ... +90°C Cable diameter: 4 ... 9.5 mm No of poles: 3 + earth Flammability standard: UL94-V2	58	E01830 F90158 ²⁾
	EN 175301-803-A (DIN43650-A) with angled cable outlet (elbow)	Material connector: PA, PC Material gasket: NBR Temperature range: -40°C ... +90°C Cable diameter: 6.5 ... 9.5 mm No of poles: 3 + earth Flammability standard: UL94-V0	55	C36725
	M12x1	Material connector: PA Material gasket: NBR Temperature range: -25°C ... +90°C Cable diameter: 4 ... 6 mm No of poles: 5 Flammability standard: UL94-V2	33	E00978

¹⁾ This accessory code is used in pressure transmitters and pressure switches type codes if the connector is directly ordered with the instrument.

²⁾ Ordering No for box with 50 pcs.

Connection technology

Dimensions	Female electrical plug	Specification	Accessory code ¹⁾	Ordering code
	M12x1	Material connector: Housing CuZn nickel plated, Body PA-66 Temperature range: -25°C ... +85°C Cable diameter: 4 ... 6 mm No of poles: 5	35	E00977
	MIL-C 26482	Material connector: Al with ZnCo plating, Material gasket: Housing CuZn nickel plated Temperature range: synthetic rubber -55°C ... +125°C Cable diameter: 2 ... 9 mm No of poles: 6	32	E01846
	Binder 723	Material connector: Body PBT (UL 94 V-0) Temperature range: -30°C ... +95°C Cable diameter: 4 ... 6 mm No of poles: 5	37	E01911
	EN 175301-803-C	Material connector: PA-66 Material gasket: NBR Temperature range: -40°C ... +90°C Cable diameter: 4 ... 6 mm No of poles: 3 + earth	34	E00947 F90159 ²⁾
M12x1 with moulded PUR cable 2m 		Material connector: PUR Temperature range: -25°C ... +90°C Cable diameter: 5.5 mm No of wires: 5x 0.25 mm ²		E01446

¹⁾ This accessory code is used in pressure transmitters and pressure switches type codes if the connector is directly ordered with the instrument.

²⁾ Ordering No for box with 50 pcs.

SMI

Sensor Master Interface



Fast and easy operation via
Android or Windows App



Parameterisation device for electronic pressure switches and pressure transmitters with configurable measuring ranges.

Technical Data

Ambient temperature	0°C ... +40°C
Supply voltage	5 VDC, ± 0.25 , 1 A (Supply via USB interface)
Protection	IP20
Storage temperature	-10°C ... +50°C
Dimensions	LxWxH: 120x76x27 mm
Communication SMC/SMI	Via Bluetooth LE (Android) or LAN/RJ45 (Windows)
Operation Interface	Via Android or Windows App „Sensor Master Communicator SMC“

Data sheet www.trafag.com/H72618

SC

Sensor Communicator



Handheld for parameterisation of pressure transmitters and electronic pressure switches.


Technical Data

- Identification of device data: Model, signal output, type plate, manufacturing date
- Setting of switchpoint (8320 EPN-S)
- CANopen: Setting of Node-ID and baudrate
- Reset to factory settings

Instruction www.trafag.com/H73699

DVB

Diagnostic Valve Block



Function tests during operation (no interruption necessary) with stop valve and test connection.

Technical Data

Measuring range	-0.8 ... 100 bar
Ambient temperature	-20°C ... +120°C

Instruction	www.trafag.com/H73361
-------------	--

THP...

Hand Pump



THP30



THP700

- For testing pressure transmitters and pressure switches

Technical Data

Connection	G1/4" female
------------	--------------

Product No.	Range [bar]
THP30	-0.85 ... +25
THP700	0 ... 700, Resolution 0.2 bar

VENTBOX

Ventilated terminal box



- For the safe connection of level probes

Technical Data

Cable entry position	Freely selectable with the predefined cable entries
Cable diameter	2 ... 7 mm
Strand diameter	0,14 - 2,5mm ² or AWG 28 - 12
Number of connections	Max. 3 Conductor + Earth
Protection class (with correct installation)	IP 66 (when using suitable installation parts in the enclosure wall), IK07; protection class II
Material	Polystyrene, grey similar to RAL 7035
Dimensions (L x W x H)	130 x 94 x 57 mm
Instruction	www.trafag.com/H73662

AKL...

Cable hanger



- For all Trafag level transmitters

Technical Data

To clamp cable with diameters of 5.5 ... 9.5 mm