

Flush Membrane Transmitter



Warning: Before installation, commissioning, and operation, ensure that the pressure transmitter is suitable for the application in terms of measuring range, design and environmental conditions. Non-observance can result in serious injury and/or damage to equipment.

Intended use: This instrument converts pressure into an electrical signal.

The instrument has been designed and built solely for the intended use described here and may only be used accordingly. If the equipment is used in a different manner, the protection provided by the equipment may be impaired and Trafag shall not be liable for any claims at all.

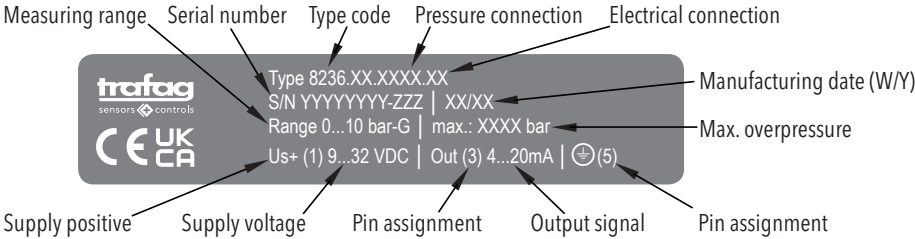
Datasheets

FPT 8236



www.trafag.com/H72343

Type label description (Example)



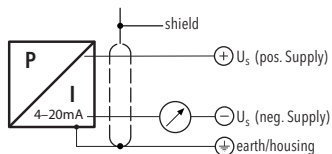
Electrical connections

Designation	EN175301-803A (DIN43650-A)	M12x1 5-pol.	Packard Metri Pack 3-pol.	Cable (PVC) (PUR) 4 x 0.25mm ²
Ambient temperature range	-10°C ... +125°C	-10°C ... +125°C	-10°C ... +125°C	08: -10°C ... +100°C 22: -5°C ... +60°C 24: -10°C ... +70°C
Type code	8236.XX.XXXX.05	8236.XX.XXXX.35	8236.XX.XXXX.51	8236.XX.XXXX.08/22/24
Pin configuration				 RD: red BK: black WH: white GN: green BN: brown YE: yellow YE/GN: yellow/green

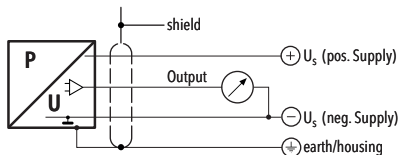
Output	Load resistance	I _{SUPPLY} (=Signal output)	U _{SUPPLY}
4 ... 20 mA	(USupply-9V)/ 20mA		9 ... 32 VDC
0 ... 5 VDC	> 2.5 kΩ	≤ 20 mA	9 ... 32 VDC
1 ... 6 VDC	> 5.0 kΩ	≤ 20 mA	9 ... 32 VDC
0 ... 10 VDC	> 5.0 kΩ	≤ 20 mA	15 ... 32 VDC
0.5...4.5 VDC ratiom.	≥ 5.0 kΩ	≤ 20 mA	4.75 ... 5.25 VDC

Connection of the measuring equipment

Current output 2-wires

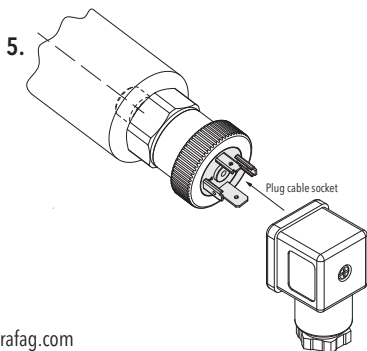
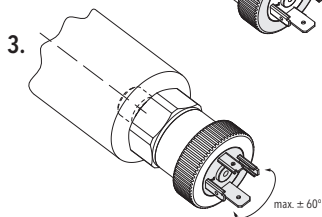
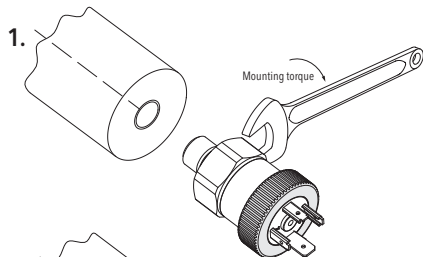


Voltage output 3-wires



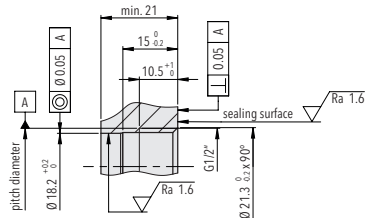
Adjustment of connector EN 175301-803 A

 Only versions without Loctite securing of housing nut



Pressure connection

Mounting thread G1/2" standard length DIN EN ISO 1179-1
8236.XX.XX**93**.XX



Mounting thread G1/2" 30 mm length DIN EN ISO 1179-1
8236.XX.XX**94**.XX

